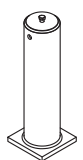
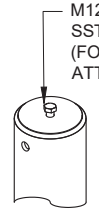
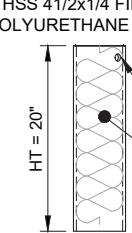
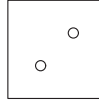

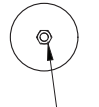


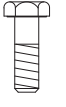
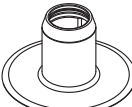


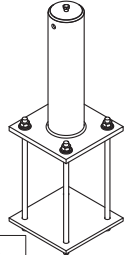
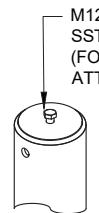
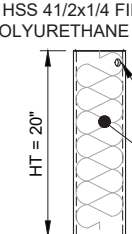
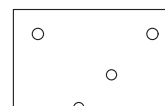
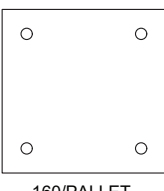



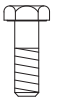
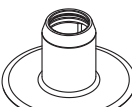
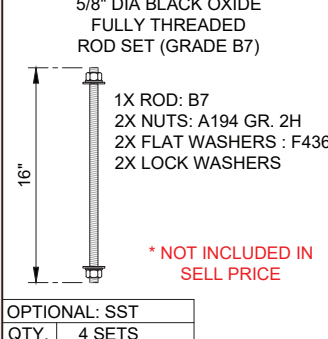
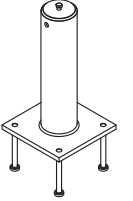
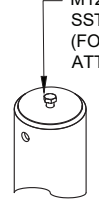
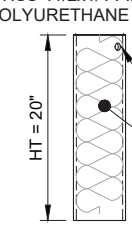
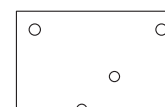

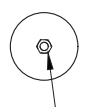


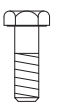
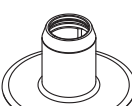


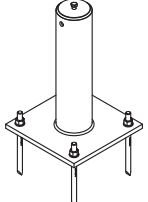
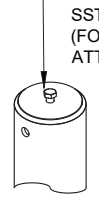
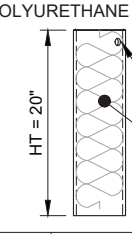
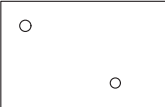

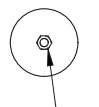


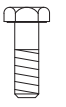
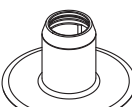
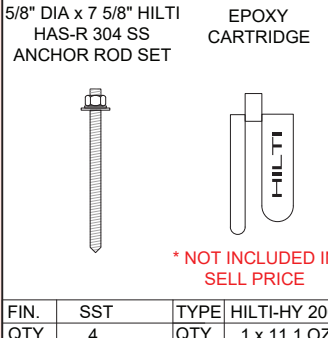
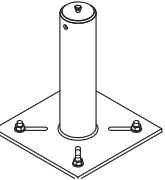
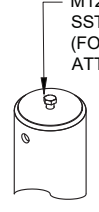
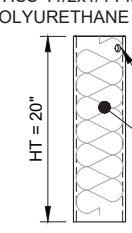
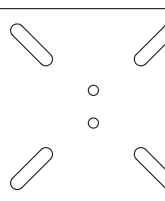

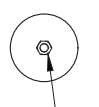


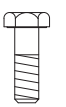
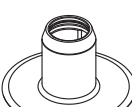
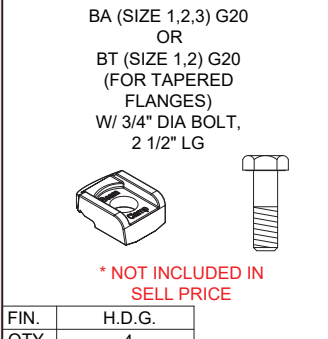


RIGID ROOF ANCHOR (RA) WITH TAPPED HOLE TYPE AND PART LIST

ISSUE	DATE	BY	DESCRIPTION
A	18-SEP-19	AM	ISSUED FOR REVIEW & APPROVAL
B	27-JAN-20	AM	ISSUED FOR REVIEW & APPROVAL
C	18-FEB-20	AM	ISSUED FOR REVIEW & APPROVAL
D	26-FEB-20	AM	ISSUED FOR REVIEW & APPROVAL

IDEAL FOR:
 - FALL PROTECTION
 - HORIZONTAL LIFELINES

ANCHOR TYPE	ANCHOR HEAD	POST	BASE PLATE	BACKING PLATE	CAPPING	DRAIN HOLE PLUG	WELD STUD	BOLT	PRODUCT CODE	FLASHING (OPTIONAL)	PRODUCT CODE	FIXINGS (OPTIONAL)	PRODUCT CODE	REMARKS / NOTES
WELDED 	 M12 SST BOLT (FOR FITTING ATTACHMENT)	 HSS 41/2x1/4 FILLED WITH POLYURETHANE INSULATION HT = 20" DRAIN HOLE INSU VOL = 259 in ³	 PL 5/8x6x6		 PL 3/8"x4 1/8" DIA CIRCULAR PLATE M12 SST HEX NUT			 M12X40 A4-80	RA-WO-CP-6-20	 FIN. ALUM QTY. 1	FL-BITIMEN			50/PALLET
BOLT AROUND 	 M12 SST BOLT (FOR FITTING ATTACHMENT)	 HSS 41/2x1/4 FILLED WITH POLYURETHANE INSULATION HT = 20" DRAIN HOLE INSU VOL = 259 in ³	 PL 5/8x10x10	 PL 1/2x10x10 160/PALLET	 PL 3/8"x4 1/8" DIA CIRCULAR PLATE M12 SST HEX NUT			 M12X40 A4-80	RA-BA-CP-10-20 MAX BEAM FLANGE WIDTH = 7" MAX BEAM WEB DEPTH = 12"	 FIN. ALUM QTY. 1	FL-BITIMEN	 5/8" DIA BLACK OXIDE FULLY THREADED ROD SET (GRADE B7) 1X ROD: B7 2X NUTS: A194 GR. 2H 2X FLAT WASHERS: F436 2X LOCK WASHERS * NOT INCLUDED IN SELL PRICE OPTIONAL: SST QTY. 4 SETS	RA-B7-THR58-16 20/PALLET 160/PALLET FOR PL 1/2x10x10 CODE: 10 (BOT)	
														CODE: BA WT: 36.7 lbs
EMBEDDED 	 M12 SST BOLT (FOR FITTING ATTACHMENT)	 HSS 41/2x1/4 FILLED WITH POLYURETHANE INSULATION HT = 20" DRAIN HOLE INSU VOL = 259 in ³	 PL 5/8x10x10		 PL 3/8"x4 1/8" DIA CIRCULAR PLATE M12 SST HEX NUT		 5/8" DIA X 6 9/16" (H4L) NELSON STUD	 M12X40 A4-80	RA-CP-CP-10-20 MIN. CONCRETE COMPRESSIVE STRENGTH = 3000 PSI MIN. CONCRETE SLAB THK = 7"	 FIN. ALUM QTY. 1	FL-BITIMEN			20/PALLET
CHEMICAL ADHESIVE 	 M12 SST BOLT (FOR FITTING ATTACHMENT)	 HSS 41/2x1/4 FILLED WITH POLYURETHANE INSULATION HT = 20" DRAIN HOLE INSU VOL = 259 in ³	 PL 5/8x12x12		 PL 3/8"x4 1/8" DIA CIRCULAR PLATE M12 SST HEX NUT			 M12X40 A4-80	RA-EA-CP-12-20 MIN. CONCRETE COMPRESSIVE STRENGTH = 3000 PSI MIN. CONCRETE SLAB THK = 8"	 FIN. ALUM QTY. 1	FL-BITIMEN	 5/8" DIA x 7 5/8" HILTI HAS-R 304 SS ANCHOR ROD SET EPOXY CARTRIDGE * NOT INCLUDED IN SELL PRICE FIN. SST QTY. 4 TYPE HILTI-HY 200 QTY. 1 x 11.1 OZ	RA-SS58-758-HILTI 20/PALLET	
														CODE: EA WT: 44.5 lbs
BOLT ON 	 M12 SST BOLT (FOR FITTING ATTACHMENT)	 HSS 41/2x1/4 FILLED WITH POLYURETHANE INSULATION HT = 20" DRAIN HOLE INSU VOL = 259 in ³	 PL 5/8x12x12		 PL 3/8"x4 1/8" DIA CIRCULAR PLATE M12 SST HEX NUT			 M12X40 A4-80	RA-BC-CP-12-20 MAX BEAM FLANGE WIDTH = 8" MIN BEAM FLANGE WIDTH = 5"	 FIN. ALUM QTY. 1	FL-BITIMEN	 BA (SIZE 1,2,3) G20 OR BT (SIZE 1,2) G20 (FOR TAPERED FLANGES) W/ 3/4" DIA BOLT, 2 1/2" LG * NOT INCLUDED IN SELL PRICE FIN. H.D.G. QTY. 4	RA-BA1G20-75-25 20/PALLET	
														CODE: BC WT: 43.1 lbs